



It's Time to Make Gate Safety a Priority

AC High-Traffic Commercial  
Slide Gate Operator

**SL3000**



## Unrivaled Performance, Safety and Accessibility

Built to deliver unsurpassed safety and performance, our 2016 UL Listed Gate Operators and Monitored Safety Entrapment Devices provide peace of mind for every gate application.

### **NOW INCLUDED:**

**Monitored Retro-  
Reflective Photo Eye  
(LMRRU)**



**LiftMaster**  
ELITE SERIES®

# SL3000: Setting the New Standard with Best-in-Class Features

**Our P3 Motor®** is designed to perform in the most demanding environments.

**Legacy Elite Heavy-Duty Commercial Gear-Driven Transmission** provides unsurpassed reliability.

**Wireless Dual-Gate Communication** eliminates expensive conduit costs and avoids unsightly driveway scars.


**Manual Disconnect** when unlocked allows gate to be operated manually. Connect to optional Fire Department box to meet local fire code.

## **IDEAL FOR**

Larger gates in high-traffic applications such as high-volume commercial workplaces and communities.

## **WARRANTY**

Five years commercial.  
Seven years residential.



**Inherent Reversing Sensor** detects obstructions or increased loads. Reverses gate when closing or stops/reverses the gate when opening.

**Surge Suppression** provides industrial surge and lightning protection against strikes up to 50 feet away.

**Quick Close/Anti-Tailgate** quickly secures property, preventing unauthorized access.

**Limit Switch Design** provides precision limit accuracy and reliability.

## Exclusively LiftMaster®: What Sets Us Apart

**Security+ 2.0®**

Keep traffic flowing with Security+ 2.0® Technology that utilizes a tri-band signal that virtually eliminates interference and offers extended range each time the remote control is used.

**myQ®**

Securely control and monitor your Gate Operator from anywhere and get activity notifications through the MyQ® app.

**P3  
MOTORS®**

LiftMaster has designed its own purpose built high-cycle high-temperature continuous duty motor to meet the exact requirements needed to open and close your gate.

# New 2016 UL 325 Gate Guidelines

LiftMaster is committed to helping the industry design, install and service safe gate applications that are tested and certified to meet the most stringent industry safety standards.

## What You Need to Know:

- Two monitored safety entrapment protection devices must be installed at each entrapment point, including:
  - The inherent reversing system built in to each LiftMaster Gate Operator
  - LiftMaster Monitored Photo Eyes and/or Edge Sensors\*
- Gate operators will now monitor for fault conditions of external entrapment protection devices.
- New regulations go into effect January 2016.



## Safety Accessories



### Monitored Retro-Reflective Photo Eye (LMRRU)

- Sensing distance up to 50 ft., NEMA 4X.
- Hoods come standard.



### Monitored Through-Beam Photo Eyes (LMTBU)

- Wireless network mode eliminates the need to wire between operators in dual-gate applications.
- Sensing distance up to 90 ft., NEMA 4X.
- Hoods come standard.




### Monitored Wireless Edge Kit (LMWEKITU)

- Low-energy Bluetooth® transmission provides industry-leading battery life (2 years).
- Accepts up to 4 transceivers, 2 resistive edges per transceiver.
- Sensing distance up to 130 ft., NEMA 4X.
- Compatible with LiftMaster Monitored Edges.

**\*Only LiftMaster Monitored Photo Eyes or Edge Sensors may be used with this operator to meet the 2016 UL 325 Standard.**

## Monitored Safety Inputs

Come standard with the SL3000.



- Includes 6 Monitored Safety Inputs to cover all entrapment points.

## Add to Your System



### Plug-in Loop Detector (LOOPDETLM)

Ensures vehicles are easily identified to exit property or interrupt gate travel if a vehicle is in its path.

Power-efficient design uses less power to maximize cycles when operating on Battery Backup.



### Internet Gateway (828LM)\*\*

Connects your MyQ®-Enabled Gate Operator to the Internet with this device and the free MyQ app.



### Wireless Commercial Keypad (KPW250)

Sleek, zinc-alloy metal front cover is extremely durable. Electronics encapsulated for reliable outdoor use. Compatible with Security+ 2.0®, Security+® and Linear MultiCode®.\*\*\* 250-code capacity.



### 2-Button and 4-Button Security+ 2.0® Learning Remote Controls (892LT/894LT)

Can learn or clone other LiftMaster codes or frequencies.

\*\* Internet Gateway Accessory functionality is dependent on communication with a MyQ®-Enabled Gate Operator. MyQ Technology communication can be limited by distance and type of exterior building materials. A general range estimate is 300 ft.

\*\*\* MultiCode is a registered trademark of Nortek Security & Control LLC.

# AC High-Traffic Commercial Slide Gate Operator

# SL3000

## FEATURES

**LED DIAGNOSTIC DISPLAY** Simplifies installation and troubleshooting.



### WIRELESS DUAL-GATE COMMUNICATION

Eliminates expensive conduit costs and unsightly driveway scars.

### PROGRAMMABLE AUXILIARY RELAYS

Easily add additional features, such as warning lights/alarms.

**MECHANICAL LIMIT SYSTEM** Maintains accurate gate position throughout gate travel, even after using manual disconnect.

**PRE-MOTION WARNING ALARM** Activates on-board alarm three seconds prior to gate motion.

**EXTERNAL ALARM RESET BUTTON** Instantly resets the built-in safety alarm siren.

**ANTI-TAILGATE** Prevents unauthorized access. Gate will pause when closing as vehicle pulls onto interrupt loop or breaks photo beam. Once vehicle backs up, gate will continue to close.

**QUICK CLOSE** Closes the gate immediately after a vehicle pulls off the interrupt loop.

**HOMELINK® COMPATIBLE** Version 4 and higher.

**SECURITY+ 2.0® ON-BOARD RECEIVER** Up to 50 remote controls (unlimited with 811LM/813LM).

## SPECIFICATIONS

### POWER

110V Single Phase.

### ACCESSORY POWER

24VDC 500mA output.

Switched and unswitched power.

### MONITORED SAFETY INPUTS

3 Main Board, 3 Expansion Board.

### TEMPERATURE SPECIFICATIONS

Without heater:

-4°F (-20°C) to 140°F (60°C).

With optional heater (HTRNB):

-40°F (-40°C) to 140°F (60°C).

### UL USAGE CLASSIFICATION

I, II, III, and IV.

### GATE TRAVEL SPEED

12 in. per second.

## CONSTRUCTION

### P3 MOTOR®

High-temperature continuous duty motor with class H (high-temperature) insulation is rated for high-cycle, high-temperature applications.

### OPERATOR DUTY RATING

Continuous duty.

### CHASSIS

Same bolt pattern/footprint - Constructed with 1/4 in. gold zinc plated steel for rust/corrosion prevention.

### WORM GEAR REDUCTION

Commercial oil bath gearboxes with 30:1 wormgear reduction.

### COVER

High-density UV resistant one piece polyethylene plastic for excellent heat and corrosion resistance.

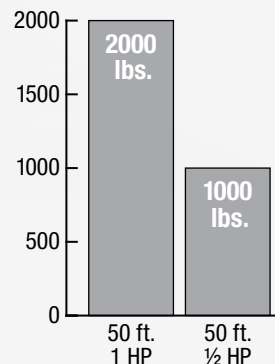
### OPERATOR WEIGHT

140 lbs.

### RECOMMENDED CAPACITIES

1/2 HP Rated for gates up to 50 ft. in length or weighing up to 1,000 lbs.

1 HP Rated for gates up to 50 ft. in length or weighing up to 2,000 lbs.



## ADDITIONAL ACCESSORIES



**Internet Protocol Access Control (IPAC)**  
Easy-to-use touch-screen outdoor access control.



**3-Button Passport MAX Visor Remote Control (PPV3M)** Compatible with the IPAC and Passport Receiver (PPWR).



**Telephone Entry/Access Control System (EL2000SS)** High-capacity entry system.



**Universal Single and 3-Button Remote Controls (811LM/813LM)** Ideal for applications requiring a large number of remote controls.



**Post Mounting Plate (MPEL)** Posts not included.



©2015 LiftMaster. All Rights Reserved.

845 Larch Ave., Elmhurst, IL 60126

**LiftMaster.com**

LMGTBRSL3U 12/15

CGI IS AN ISO9001 REGISTERED COMPANY



CGI reserves the right to make design or specification changes without notice.

**LiftMaster®**  
ELITE SERIES®